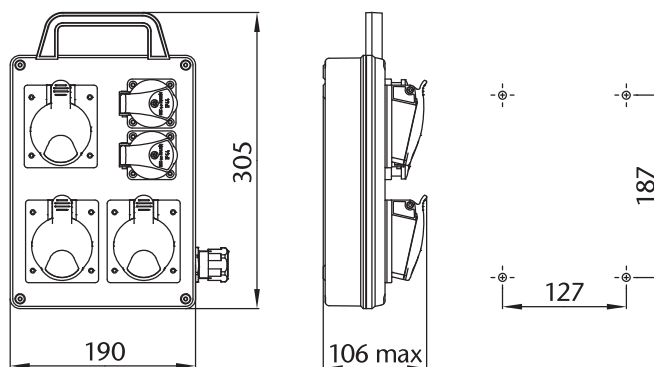


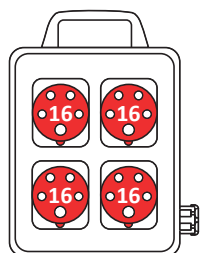


3p domová 	4p - 16A 	5p - 16A 
3p - 16A 	4p - 32A 	5p - 32A 


Rozvodnica ROS 16yy D, 32yy D



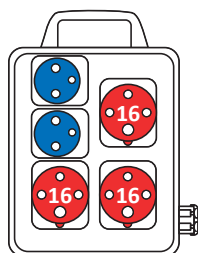
ROS s držiakom neistené - IP 44



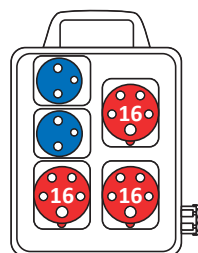
ROS 1600 D



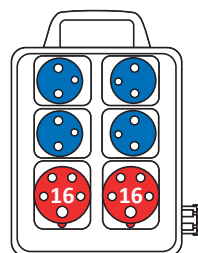
ROS 1601 D



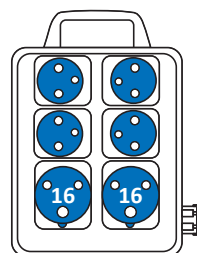
ROS 1602 D



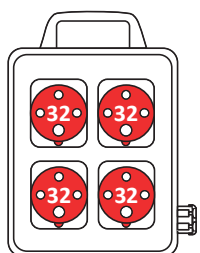
ROS 1603 D



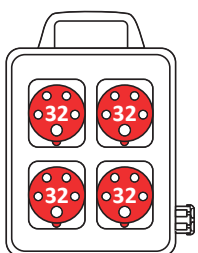
ROS 1605 D



ROS 1607 D

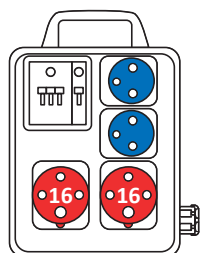


ROS 3200 D

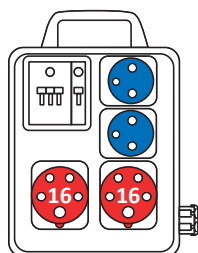


ROS 3201 D

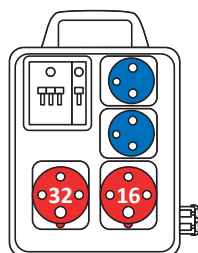
ROS-I s držiakom istené - IP 44



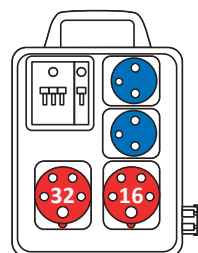
ROS-I 1600 D



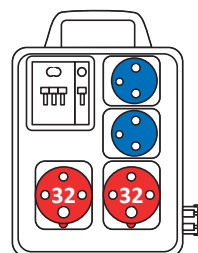
ROS-I 1601 D



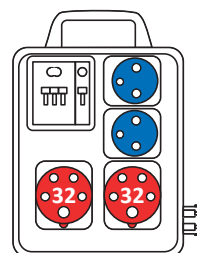
ROS-I 1602 D



ROS-I 1603 D



ROS-I 3200 D



ROS-I 3201 D

16A istič
3-fázový C



16A istič
1-fázový B



Prúd. chránič
1-fázový



32A istič
3-fázový C



16A istič
1-fázový C



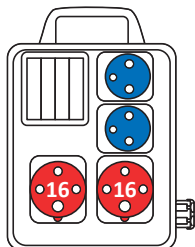
Prúd. chránič
3-fázový



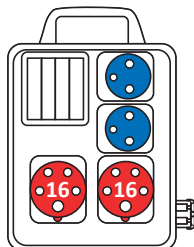
Zásuvkové rozvodnice ROS D



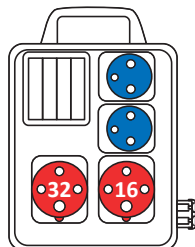
ROS-I s držiakom...A s možnosťou istenia (s okienkom bez ističov) - IP 44



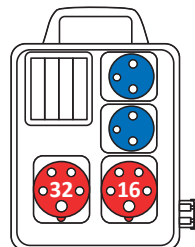
ROS-I 1600 D/A



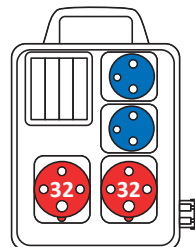
ROS-I 1601 D/A



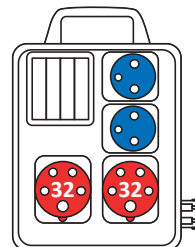
ROS-I 1602 D/A



ROS-I 1603 D/A

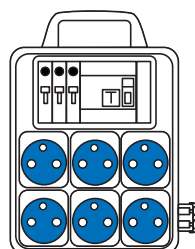


ROS-I 3200 D/A

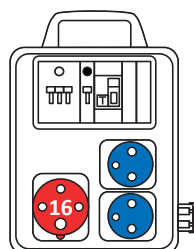


ROS-I 3201 D/A

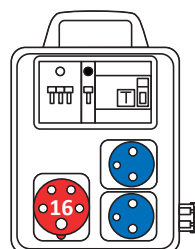
ROS-FI s držiakom istené s chráničom / ROS-FI 1600 A s držiakom s možnosťou istenia - IP 44



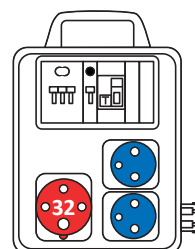
ROS-FI 1600 D/C



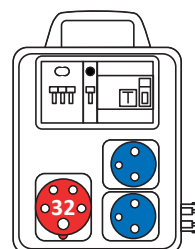
ROS-FI 1602 D/C



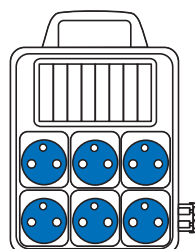
ROS-FI 1603 D



ROS-FI 3202 D/C



ROS-FI 3203 D



ROS-FI 1600 D/A

POČET ZÁSUVIEK IP 54				POČET ISTIČOV			POČET PRÚDOVÝCH CHRÁNIČOV	TYP	
DOMOVÉ	PRIEMYSELNÉ			B16/1	C16/3	C32/3		PREVEDENIE	
250V	230V	400V						4 POLOVÉ 3 P+PE	5 POLOVÉ 3 P+N+PE
16A	16A	16A	32A						
ROZVODNICE NEISTENÉ									
		4						ROS 1600 D	ROS 1601 D
2		3						ROS 1602 D	ROS 1603 D
4		2							ROS 1605 D
4	2								ROS 1607 D
			4					ROS 3200 D	ROS 3201 D
ROZVODNICE ISTENÉ									
2		2		1	1			ROS-I 1600 D	ROS-I 1601 D
2		1	1	1	1			ROS-I 1602 D	ROS-I 1603 D
2			2	1		1		ROS-I 3200 D	ROS-I 3201 D
ROZVODNICE S MOŽNOSŤOU ISTENIA (S OKIENKOM BEZ ISTIČOV)									
2		2						ROS-I 1600 D/A	ROS-I 1601 D/A
2		1	1					ROS-I 1602 D/A	ROS-I 1603 D/A
2			2					ROS-I 3200 D/A	ROS-I 3201 D/A
ROZVODNICE ISTENÉ S CHRÁNIČOM / ROS-FI 1600D/A S MOŽNOSŤOU ISTENIA (S OKIENKOM BEZ ISTIČOV)									
6				3			1 trojfáz.		ROS-FI 1600 D/C
2		1		1	1		1 jednofáz.	ROS-FI 1602 D/C	
2		1		1	1		1 trojfáz.		ROS-FI 1603 D
2			1	1		1	1 jednofáz.	ROS-FI 3202 D/C	
2			1	1		1	1 trojfáz.		ROS-FI 3203 D
6									ROS-FI 1600 D/A

Podľa požiadavky užívateľa je možné dodať akékoľvek ďalšie prípustné kombinácie.
C – cez prúdový chránič sú zapojené len zásuvky 250 V (VZ 16).